
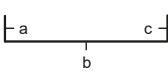
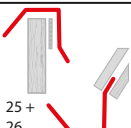
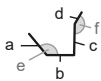


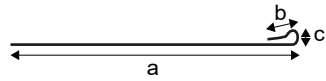
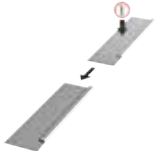


PP 23 + PP 24: U profile 20/125/20			Article number
 23 + 24	PP 23 - Alu-anthracite	 a = 20 mm b = 125 mm c = 20 mm Z: 165 mm	<b>PP 23 - 1,25 m:</b> 40 556 64 01 5248
	PP 24 - Alu-nature		<b>PP 24 - 1,25 m:</b> 40 556 64 01 5255

PP 25 + PP 26: Aperture profile			Article number
 25 + 26	PP 25 - Alu-anthracite	 a = 20 mm b = 20 mm c = 23 mm d = 10 mm e = 130° f = 150° Z: 73 mm	<b>PP 25 - 1,25 m:</b> 40 556 64 01 5309
	PP 26 - Alu-nature		<b>PP 26 - 1,25 m:</b> 40 556 64 01 5316

## Bed edging & lawn edging

Bed edging & lawn edging						
		<p>The edge of the lawn becomes a clean and visual separation of flower beds and lawns.</p> <p>Curved boundaries are possible by means of bending.</p> <p>The connection is made with SAREI bracket support screws.</p>				
		<p>Material: galvanized sheet steel</p> <p>Length: 1 m</p> <p>Cut: 150 mm or special cut according to sketch (width before mechanical processing)</p>				
Article number						
	40 55 66 400 4914					
Sketch			Connection			
		Cut in mm	a in mm	b in mm	c in mm	
		155	140	13	2	