
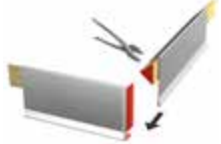




Drip edge - Corner connections

Drip edge no. 1	Drip edge for chamfer strip no. 2
	

Ridge end cap		
		The Ridge end cap is made of natural aluminium and can be placed optionally as a ridge end on the two converging Drip edges no. 1. Thus, you can use it to form a ridge with drip edges. Can also be combined with the roof and facade system.
		Material: Aluminium nature, aluminium coloured Fastening: Spenglers screws Dimensions: 160 x 91 x 10 mm VPE: 2 pcs.
Article number		
1 Pair	Alu-nature 40 55 66 400 0985	Alu-anthracite * 40 55 66 400 1906

* Colored sheet metal is only coated on one side!